

is for Accessories

When it comes to accessories, no one can match Reinflex's extensive stock of OEM grade ball valves, fittings, pressure gauges, and quick disconnects. You can also count on our excellent customer service staff to see to it that all of your accessories are delivered quickly each and every time.

OUR COMPLETE ACCESSORIES LINE INCLUDES:

- Ball Valves
- Hose Jacketing
- Quick Disconnects



Ball Valves

If you need ball valves that offer the same quality as the Reinflex hoses in your applications and installations, look no further. The male and female ball valve assemblies shown below work with paint, petroleum-based hydraulic fluids, fuel oil, and air.

Reinflex's male-thread ball valves use carbon steel for the body, hard chrome plated carbon steel for the ball, and zinc plated steel for the stem. Connections are male NPT, full bore, and the valves are rated to a working pressure of 7,500 Psi. Our female-thread ball valves have carbon steel or stainless steel bodies, hard chrome plated carbon steel or stainless steel balls, zinc plated steel or stainless steel stems, and Viton or PTFE seals. Connection is female NPT, full bore. For working pressures, please see chart below.

If you require other ball valve construction types, talk to a CRP service specialist who will be happy to discuss the other options available.

BALL VALVES MALE THREADS

BODY: FORGED CARBON STEEL STEM: FORGED CARBON STEEL
BALL: CHROME PLATED STEEL



PART #	SIDE A	SIDE B	CONNECTIONS	WORKING PRESSURE	BALL SEALS	STEM SEALS
BV 2525	1/4"	1/4"	Male NPT	7,250 psi	Delrin	Viton
BV 3838	3/8"	3/8"	Male NPT	7,250 psi	Delrin	Viton

BALL VALVES FEMALE THREADS

BODY: FORGED CARBON STEEL STEM: FORGED CARBON STEEL
BALL: CHROME PLATED STEEL



PART #	SIDE A	SIDE B	CONNECTIONS	WORKING PRESSURE	BALL SEALS	STEM SEALS
BVF 2525	1/4"	1/4"	Female NPT	7,250 psi	Delrin	Viton
BVF 3838	3/8"	3/8"	Female NPT	7,250 psi	Delrin	Viton
BVF 5050	1/2"	1/2"	Female NPT	7,250 psi	Delrin	Viton
BVF 7575	3/4"	3/4"	Female NPT	5,800 psi	Delrin	Viton
BVF 1010	1"	1"	Female NPT	5,800 psi	Delrin	Viton
BVF 2525 T	1/4"	1/4"	Female NPT	4,500 psi	Viton	PTFE
BVF 3838 T	3/8"	3/8"	Female NPT	4,500 psi	Viton	PTFE
BVF 5050 T	1/2"	1/2"	Female NPT	4,500 psi	Viton	PTFE
BVF 7575 T	3/4"	3/4"	Female NPT	3,600 psi	Viton	PTFE
BVF 1010 T	1"	1"	Female NPT	3,600 psi	Viton	PTFE

NOTE: Replacement Handles and Seal Kits Available.


Hose Jacketing

Reinflex is proud to offer Expando PT hose jacketing. Expando PT is a self-fitting protective oversleeve, with expandable braid construction, designed to offer maximum resistance to abrasion and impact damage. Its open weave construction allows easy identification of contents. An additional advantage offered by these lightweight oversleeves is that each size fits several diameters.

Expando PT is easy to apply, has an operating temperature range from -40°F to +125°F, and is up to 4 times more abrasion resistant than competitive products. Additional features like flexibility, choice of colors, and resistance to most industrial fluids round out Expando PT's advantages.

HOSE JACKETING

SELF-FITTING PROTECTIVE OVERSLEEVE



PART # (COLOR)	SLEEVE SIZE	EXPANDED SIZE	FEET PER SPOOL	WEIGHT PER 100 FT. (LBS.)
JACKET 012 (color)	1/8"	1/4"	2,000	0.16
JACKET 025 (color)	1/4"	7/16"	1,000	0.24
JACKET 050 (color)	1/2"	3/4"	500	0.77
JACKET 075 (color)	3/4"	1 1/4"	500	1.20
JACKET 125 (color)	1 1/4"	1 3/4"	250	1.60
JACKET 175 (color)	1 3/4"	2 3/4"	250	2.70
JACKET 200 (color)	2"	3 1/2"	250	3.30
JACKET 250 (color)	2 1/2"	4 1/2"	250	4.60

NOTE: Always specify hose jacket color when ordering.

CUSTOM SIZES AND OTHER COUPLING CAPABILITIES AVAILABLE ON ALL HOSES.
TO PLACE AN ORDER OR SPEAK WITH A CRP REPRESENTATIVE, CALL 800-526-4066.

Quick Disconnects

The fastest and simplest way to connect and disconnect hoses are these quick couplers. For use in spray applications, the working pressure rating for the 1/4" coupler is 5,000 psi; for the 3/8" option, 4,000 psi; and for the 1/2", 4,000 psi. Viton O-rings allow use with most paints and solvents. We can also source non-standard couplers, call for details.

QUICK COUPLERS



FEMALE ENDS		MALE ENDS	
PART #	SIZE	PART #	SIZE
QC 25F	1/4"	QC 25M	1/4"
QC 38F	3/8"	QC 38M	3/8"
QC 50F	1/2"	QC 50M	1/2"

NIPPLES



FEMALE ENDS		MALE ENDS	
PART #	SIZE	PART #	SIZE
QC 25FN	1/4"	QC 25MN	1/4"
QC 38FN	3/8"	QC 38MN	3/8"
QC 50FN	1/2"	QC 50MN	1/2"


DOUBLE SHUT OFF SERIES

ALL FEMALE ENDS




QUICK COUPLERS		NIPPLES	
PART #	SIZE	PART #	SIZE
QCDS 25F	1/4"	QCDS 25FN	1/4"
QCDS 38F	3/8"	QCDS 38FN	3/8"

10,000 PSI QUICK COUPLERS



COUPLERS		
PART #	SIZE	BRAND
QCS18M10KP	1/8" Male NPT	Pioneer
QCS25M10KP	1/4" Male NPT	Pioneer
QCS38M10KP	3/8" Male NPT	Pioneer



NIPPLES		
PART #	SIZE	BRAND
QCS18MN10KP	1/8" Male NPT	Pioneer
QCS25MN10KP	1/4" Male NPT	Pioneer
QCS25FN10KP	1/4" Female NPT	Pioneer
QCS38FN10KP	3/8" Female NPT	Pioneer